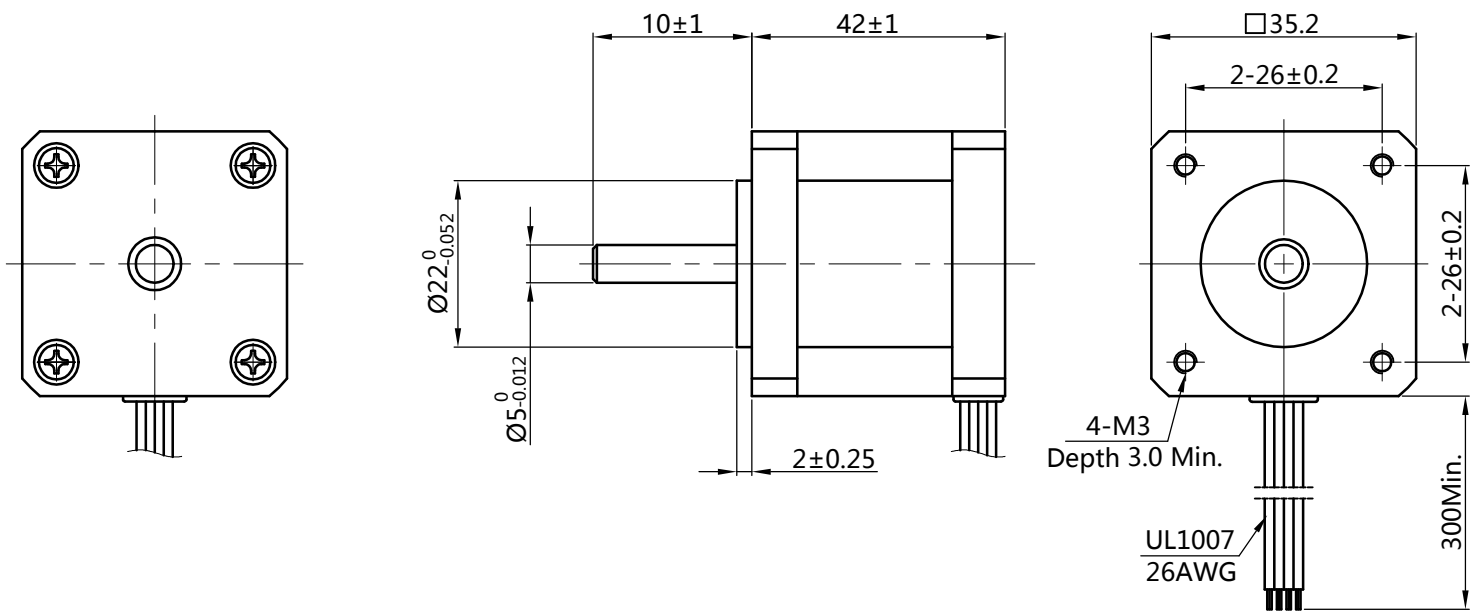
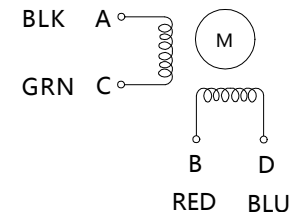


HYBRID STEPPING MOTOR SPECIFICATION

DIMENSIONS unit=mm



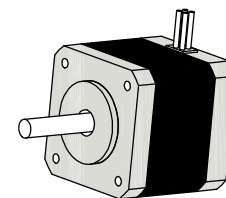
Wiring Diagram



Exciting Sequence vs. Direction of Rotation

STEP	A	B	C	D	Direction
1	+	+	-	-	CCW ↑
2	-	+	+	-	
3	-	-	+	+	
4	+	-	-	+	

Clockwise view from mounting side



1, Number of Phase	2							
2, Step Angle	1.8° deg.							
3, Rated Voltage	3.8 V							
4, Rated Current/Phase	1 A (Peak Value)					E mail: sales@besfoc.com		
5, Phase Resistance	3.8 Ω±10%(20°C)					REV.	REVISION RECORD	DATE
6, Phase Inductance	3.5 mH±20%(1kHz 1V RMS)					DESIGN	YY 2020.06.28	Changzhou BesFoc Motor Co., Ltd www.besfoc.com
7, Holding Torque	2000 g.cm					STANDARD		Specification
8, Insulation Class	B (130°) ; 80K Max.					TECHNOLOGY		
9, Weight	0.22 kg					CHECK		
Specifications		Comment		APPROVE				

TITLE	STEPPING MOTOR			
DWG.NO.	BF35HS42-1004			
MATERIAL	ECN SIGN	✳	SIZE	A4
REV.	A	SCALE	1:1	SHEET 1 of 1