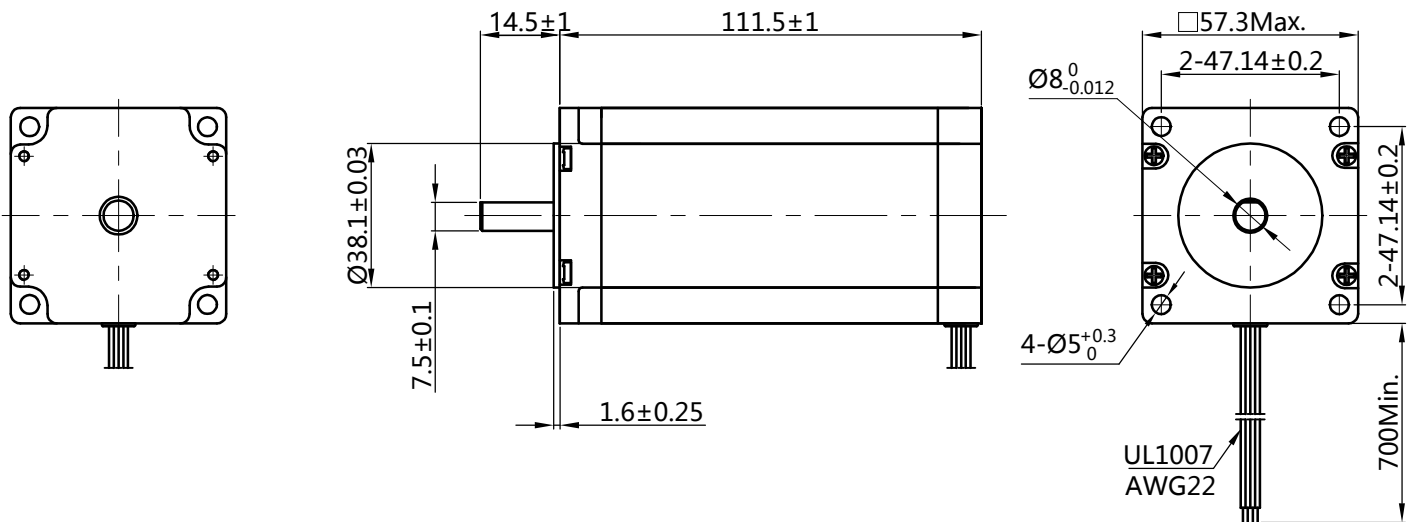
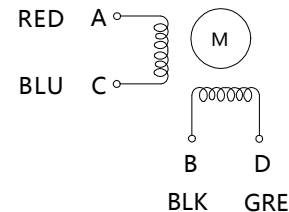


HYBRID STEPPING MOTOR SPECIFICATION

DIMENSIONS unit=mm



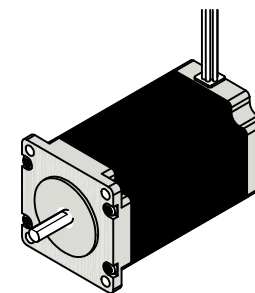
Wiring Diagram



Exciting Sequence vs. Direction of Rotation

STEP	A	B	C	D	
1	+	+	-	-	↓ CW ↑ CCW
2	-	+	+	-	
3	-	-	+	+	
4	+	-	-	+	

Clockwise view from mounting side



1, Number of Phase	2				
2, Step Angle	1.8° deg.				
3, Rated Voltage	6.3 V				
4, Rated Current/Phase	4.2 A (Peak Value)				Email: sales@besfoc.com
5, Phase Resistance	0.9 Ω±0.1(20°C)				
6, Phase Inductance	3.8 mH±20%(1kHz 1V RMS)				
7, Holding Torque	28 Kg.cm				
8, Insulation Class	B (130°) ; 80K Max.				
9, Weight	1.5 kg				
Specifications		Comment			

REV.	REVISION RECORD		DATE
DESIGN	YY	2020.06.29	Changzhou BesFoc Motor Co., Ltd www.besfoc.com
STANDARD			
TECHNOLOGY			
CHECK			
APPROVE			

TITLE	STEPPING MOTOR			
DWG.NO.	BF57HS112-4204-03			
MATERIAL	ECN SIGN	* SIZE	A4	
REV.	A	SCALE	1:2	SHEET 1 of 1

Specification